



## SESIÓN N°: 22 *LET'S TALK ABOUT OUR NEW HABITS\**

### Competences:

Read different types of texts written in English as a foreign language.

Write various types of texts written in English as a foreign language.



*Good morning students, how are you?*

*Today, we are going to work with the platform "I learn at home".*





*(Hoy, vamos a trabajar con la plataforma "Aprendo en casa").*

**For this we will carry out the following activities:**

### LET'S SELF-ASSESS!

Ahora que estoy en confinamiento, ¿Qué hábitos tenemos en mi hogar? ¿En qué espacios de mi casa hacemos nuestras actividades? ¿Puedo describir en inglés en qué espacios de mi casa realizamos nuestras actividades durante el confinamiento?

**Lee** las preguntas y **marca** con una "X" donde creas conveniente. Aquí, no hay respuestas correctas. Solo responde con honestidad.

| Can I do it?   | Not at all<br> | Somewhat<br> | Well<br> | Very Well<br> |
|--|---|---|---|--|
| 1. Can I identify the key details in a text that describes a house and its furniture in English? |   |   |   |  |
| 2. Can I describe my house and the furniture in a text in English?                               |   |   |   |  |
| 3. Can I use "there is" and "there are" correctly?   |   |   |   |  |

# ACTIVITY:1 HOME SWEET HOME

## LET'S OBSERVE AND READ!

### OBSERVE – EXERCISE 1

**Look** at the picture of a house and label the rooms correctly. Use the words from the box. Follow the example:

yard - bedroom - bathroom - living room - kitchen - garage - dining room

• first floor: **primer piso**  
• second floor: **segundo piso**  
• third floor: **tercer piso**

Example bathroom

### OBSERVE – EXERCISE 2

**Match** the furniture with the correct picture. Follow the example:

A B C D

E F G H

**Example:** BED\_A\_\_

1. NIGHTSTAND....
2. SINK....
3. STOVE....
4. CHAIR....
5. TABLE....
6. TOILET....
7. SHOWER....

### LISTEN AND READ\*

**Listen to** and **Read** Zaid's and Lilian's descriptions of their houses:

#### ZAID'S HOME




Hi! My name is Zaid and I live in an apartment in the city of Beirut, Lebanon. We are under lockdown here and schools are closed. We need to stop the spread of COVID-19. Today I want to show you my home.

Welcome to my home!



This is my bedroom; there are two beds because my brother and I share it. There is a closet and a nightstand. We share those too.



This is the living room. There are four chairs and a table here. My parents, my brother and I eat dinner here every evening. After dinner, we usually play cards.

In my house, the kitchen and the living room are in the same space. It's great because it makes the apartment feel bigger. In the kitchen, there is a refrigerator and a stove. We made cookies here last night.

This is the bathroom. We only have one so it's pretty busy in the mornings. There is a toilet and a shower and there are towels under the sink.

It's a small apartment but it's a great home for my family and me!



## LILIAN'S HOME



Hi, my name is Lilian and I am from Constanza in the Dominican Republic. We are under lockdown here and schools are closed. We need to stop the spread of COVID-19. Today I want to show you my home.

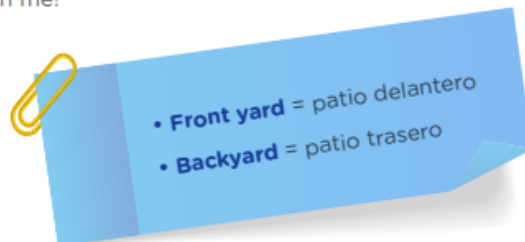
Welcome to my home! I live here with my parents and my sisters.

This is the first floor of our house. This is the kitchen. There is a dining room next to the kitchen. There is always fruit on the dining table because we love it. There is a bathroom under the stairs to the second floor.

On the second floor, there are two bedrooms. The big one is my parents' bedroom and the small one is where my sisters and I sleep. There are pictures of my friends and me on the walls.

My favourite part of the house is the backyard! We love to play football here. There is a garage outside too. My dad parks his car here and my cat sleeps under it every night.

I love my house because my family is here with me!



## LET'S UNDERSTAND!

### UNDERSTAND – EXERCISE 1

**Rewrite** the following **INCORRECT** sentences about Zaid and Lilian, so they are **CORRECT**. Follow the example:

**Example:** Zaid shares his room with his ~~sister~~. **INCORRECT**

Zaid shares his room with his brother. **CORRECT**

1. Zaid plays football with his family after dinner.

\_\_\_\_\_

2. Zaid's bedroom and living room are in the same space.

\_\_\_\_\_

3. Zaid's kitchen is very busy in the mornings.

\_\_\_\_\_

4. Lilian lives in an apartment in Constanza.

\_\_\_\_\_

5. There are drawings on Lilian's bedroom walls.

\_\_\_\_\_

6. Lilian's cat sleeps under the table every night.

\_\_\_\_\_



## UNDERSTAND – **EXERCISE 2**

**Read** the description of Lilian's house again and draw her house and rooms.



## LET'S PRACTISE!

### LET'S PRACTISE!



#### There's = there is

In speaking, we usually use the contraction "there's" instead of "there is".

### ¡NOTEMOS ALGO!

Lee los dos textos nuevamente. Identifica las oraciones que contienen las estructuras "**There is**" y "**There are**" y escoge la opción "a" o "b" para completar las siguientes oraciones sobre el uso de ambas estructuras.

1. Utilizamos \_\_\_\_\_ cuando presentamos (introduce) o hablamos de un sustantivo en singular.

- a. "there is"
- b. "there are"

2. Utilizamos \_\_\_\_\_ cuando presentamos (introduce) o hablamos de un sustantivo en plural.

- a. "there is"
- b. "there are"

3. Después de \_\_\_\_\_ usualmente utilizamos el artículo "a" o "an".

- a. "there is"
- b. "there are"

4. Después de \_\_\_\_\_ usualmente utilizamos números mayores que uno.

- a. "there is"
- b. "there are"

5. Cuando hablamos, normalmente utilizamos \_\_\_\_\_ que es la contracción de "there is".

- a. "there's"
- b. "there are"

6. \_\_\_\_\_ pueden traducirse como "hay" en plural y singular en castellano.

- a. "There is" y "there are"
- b. "There's" y "there is"

#### NOTA:

Recuerda que utilizamos el artículo "a" cuando le sigue un sustantivo contable en singular que no empieza con el sonido de una vocal, y utilizamos "an" cuando la palabra que sigue empieza con el sonido de una vocal.



PRACTISE – **EXERCISE 1**


**Complete** the following text with “there is (there’s)” or “there are”. Number one is the example:

I live in a small house in the highlands of Huancavelica. **There is** (1) only one big room. The kitchen, the living room and the bedrooms are all together in the same space.

In my house (2) two beds and a nightstand.

(3) a stove that we use to cook and (4) three chairs and a table where my family and I eat together every day.

My house is small, but I love it. (5) a front yard and the view of the mountains is amazing!



LISTENING COMPREHENSION



PRACTISE - **EXERCISE 2**

**Listen to** three people describing their houses. **Match** the description with the correct picture. **Write** 1, 2 or 3 under the picture. You will hear each description twice.



Description N° .....



Description N° .....



Description N° .....

**ACTIVITY: 2**  
**LET'S CREATE!**

**DO IT YOURSELF! – D.I.Y.**

**Give us a tour of your house!**

Describe your home. Is it a house or an apartment? What rooms does it have? What furniture do the rooms have?

**STEP 1:** First, draw your house or four rooms of your house and label the rooms using “this is”.

**STEP 2:** Then, write one or two activities you do in four rooms of your house.

**STEP 3:** Use at least four phrases from the box in your description:

- I live in \_\_\_\_\_.
- I live with \_\_\_\_\_.
- We are under lockdown in \_\_\_\_\_.
- We are not under lockdown in \_\_\_\_\_.
- Let's stop the spread of COVID- 19.
- We need to stop the spread of COVID- 19.
- Today, I want to show you my home.

**STEP 4: Write** your full description and add the drawing you did in step 1. You can use the following suggested template:

**SUGGESTED TEMPLATE:**

(A photo or drawing of you)

(Description of your house)

A drawing of your house

(A drawing of a room of your house)

(A drawing of a room of your house)

(A drawing of a room of your house)

(A drawing of a room of your house)



### About your task for this week:

- a. You can do it on a piece of paper, using a pen, colour pencils, pictures, glue, etc.
- b. You can do it on a cellphone, computer, using Word, Power Point or any other app of your choice which helps you record your voice.

### Your description should have the following characteristics or criteria:

| CHARACTERISTICS OR CRITERIA  | Yes | No |
|--|-----|----|
| 1. The text describes four activities you do in your house in different rooms.                   |     |    |
| 2. The text includes at least four phrases from the box in step 3.                               |     |    |
| 3. The text includes vocabulary related to house furniture.                                      |     |    |
| 4. The text is accompanied with the drawing of your house or of four rooms of it done in step 1. |     |    |
| 5. 'There is' and 'there are' are used in your description.                                      |     |    |

**\*Recommendation: Write** a first draft of your text and then, revise it if it includes all the characteristics above.





### LET'S SHARE!

Muestra lo que hiciste a tus padres, hermanas o hermanos, a quienes tengas en casa, o a tu profesora o profesor, si están en contacto y explícales las cuatro características que tu correo electrónico debe tener. Toma nota de los aportes y mejora tu idea para hacer tu texto en inglés.



### LET'S REFLECT!

Selecciona la opción que mejor exprese lo que puedes hacer ahora que culminaste las dos actividades de la semana.

| Can I do it?   | Not at all<br> | Somewhat<br> | Well<br> | Very Well<br> |
|--|---|---|---|--|
| 1. Can I identify the key details in a text that describes a house and its furniture in English? |   |   |   |  |
| 2. Can I describe my house and the furniture in a text in English?                               |   |   |   |  |
| 3. Can I use "there is" and "there are" correctly?   |   |   |   |  |

**ORGANIZE YOUR ENGLISH PORTFOLIO OR YOUR ENGLISH NOTEBOOK.**