



SESIÓN N°: 24

LET'S TALK ABOUT NEW JOBS*

Competences:

Read different types of texts written in English as a foreign language.

Write various types of texts written in English as a foreign language.



Good morning students, how are you?

Today, we are going to work with the platform "I learn at home".

(Hoy, vamos a trabajar con la plataforma "Aprendo en casa").

For this we will carry out the following activities:





ACTIVITY:1

JOBS AND OCCUPATIONS

LET'S SELF-ASSESS!

En esta nueva normalidad, ¿qué trabajos conocemos? ¿Qué características tienen las personas que realizan esos trabajos? ¿Qué actividades realizan? ¿Cómo han cambiado esos trabajos? ¿Cuáles son los nuevos trabajos que han surgido en esta nueva normalidad? ¿Puedo describir esos trabajos en inglés?

Expresa cuánto sabes en inglés con las frases en la parte superior de la tabla. Marca con una "X" donde creas conveniente. Aquí, no hay respuestas correctas. Solo responde con honestidad.

Can I do it?	Not at all 	Somewhat 	Well 	Very Well 
1. Can I identify the key details in a text that describes a person's job in English?				
2. Can I describe people's characteristics using adjectives in English?				
3. Can I describe activities related to specific jobs in English using the simple present third person correctly?				

LEAD IN

Match the jobs in the picture with the correct name and put a X if the job is not in the picture. Numbers one and two are the examples:

1. mechanic X
2. delivery person D
3. doctor
4. police officer
5. street vendor
6. firefighter
7. waitress
8. artist



Read the blog about Rosi and Felix in the next page quickly.

Who thinks that being organised is a quality for the job he/ she does?

a) Rosi

b) Felix

c) Both

LISTEN AND READ*

Listen to and **read** the blog entries about Rosalinda's and Felix's jobs.

Blog

APRENDO
en casa

Jobs and occupations from my community



Rosalinda Velásquez

"My business is like my baby"

MRS. ROSALINDA

Rosalinda Velasquez or "Rosi" is a street vendor. She cooks and sells anticuchos in the street in Lima. Let's learn a little bit more about her.

She wakes up at 7:00am every day and she goes to the market to buy all the ingredients for her anticuchos. She never watches TV in the morning because she has no time.

First, she washes the cookware and mixes all the ingredients needed to make anticuchos. Then, she opens her food stand and cooks anticuchos for all her customers. They love them!

Rosalinda enjoys her job because her employees and customers are like her family.

Street vendors are polite, friendly and charismatic. That's why people always go back to them.

"My business is like my baby," she always says.

EMPLOYEE OF THE MONTH

Felix Soto is a waiter at a restaurant in Iquitos. He was "employee of the month" in June and July. Let's learn a little bit more about him.

He goes to work at 12:00 p.m. He works really hard in the afternoons, evenings and sometimes at night too.

First, he sets the tables and greets customers at the door. Then, he takes their order. After the chef finishes cooking the food the customers ordered, he takes it to each table.

Felix likes his job because his co-workers are very friendly and his boss always tries to make them feel at home in the restaurant.

Waiters and waitresses are quick and organised because they need to place orders correctly.

"Waiters and waitresses are the face of the restaurant," Felix often says.



Félix Soto

"Waiters and waitresses are the face of the restaurant"



LET'S UNDERSTAND!

UNDERSTAND – EXERCISE 1

Put the activities that Rosalinda and Felix do in the correct order. Follow the example:



1 h 2 _____ 3 _____ 4 _____



5 _____ 6 _____ 7 _____ 8 _____



LET'S PRACTISE!

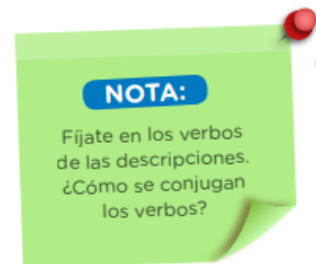
PRACTISE – EXERCISE 1

A. **Match** the picture, the icons and the correct job name. Number one is the example:

B. **Complete** the following descriptions with the five jobs from part A. Follow the example:

Example: A **police officer** protects the people from crime, arrests criminals and works in the police station.

1. A _____ wakes up very early and gets on a boat to catch and sell fish.
2. A _____ helps students learn. He or she in a school.
3. A _____ builds houses and other types of buildings. He or she works in a construction place.
4. A _____ takes care of patients in a hospital. He or she is caring and responsible.



PRACTISE - EXERCISE 2

Complete the text with the correct form of the verb. Follow the example:

Alejandra is a young police officer in Moquegua. She is brave, smart and very responsible. Let's get to know her more:

She wakes up at 6:00 a.m. every morning and (1) (go) to the police station. Then, she (2) (ride) her motorcycle to the market. She always (3) (wear) a mask when she (4) (leave) her house.

In the evening, she (5) (arrive) at home and (6) (wash) her hands. She (7) (try) to exercise three times a week before bedtime.

LISTENING COMPREHENSION



PRACTISE - EXERCISE 3

Listen to a conversation between Flavia and her teacher.

Complete Flavia's father's profile by choosing the correct options. You will hear the conversation twice. Follow the example.



FLAVIAS'S FATHER

1. Name: What is his name?	a. Rodrigo b. Andrés c. Marcos
2. Job or occupation What is his job or occupation?	a. Teacher b. Doctor c. Cook
3. Workplace Where does he work?	a. School b. Restaurant c. Food stand
4. Characteristics What are some of his characteristics?	a. Quick, careful and friendly. b. Friendly, quick and organised. c. Organised, responsible and brave.
5. Reasons he likes his job Why does he like his job?	a. He gets to meet new people. b. He likes his co-workers. c. He likes being close to his children.

ACTIVITY: 2 LET'S CREATE!

DO IT YOURSELF! – D.I.Y.

Describe someone's job

It is important to recognize the value of the different Jobs and occupations people do for our community. Let's read the profiles of two important Jobs in our communities and create a blog entry so more people learn about them. Your blog entry will be posted in a blog called "jobs and occupations from my community". Follow these steps:

STEP 1: First, read Fiorella and Patricio's profiles and then, complete each of them with at least two more activities and characteristics.


OPTION A	OPTION B
NAME: Fiorella JOB: firefighters WORKPLACE: fire station ACTIVITIES: - protects the community - - CHARACTERISTICS: - brave - - -	NAME: Patricio JOB: doctor WORKPLACE: hospital ACTIVITIES: - prescribes medicine to patients - - CHARACTERISTICS: - organised - - -

STEP 2: Choose one (1) of the profiles and **create** a blog entry describing the person’s job, workplace, activities, characteristics. **Add** a final statement.

SUGGESTED TEMPLATE:

- Include an introduction.
- Write at least three sentences that describe the activities of the person.
- Write at least two sentences that describe the characteristics of the person.
- Include a quote by the person. Remember to use quotation marks. (“...”)

NAME
“PERSONAL QUOTE”



NOTE

Personal quote = cita personal
 *Las comillas o quotation marks (“ ”) sirven para enmarcar citas textuales.
Example: She always says, “It is important to be organised”.

Your text should have the following characteristics:

Characteristics or criteria	Yes	No
1. The profiles from STEP 1 are complete with at least two more activities as well as two more characteristics		
2. The blog entry includes all the information in STEP 1 about Patricio or Fiorella.		
3. The blog entry is organized in three paragraphs. The first includes the introduction, the second includes the activities and the third one includes the characteristics and at the end, a personal quote created by you.		
4. The blog entry includes at least five sentences about activities and characteristics related to the person and job you chose, using the simple present 3rd person correctly.		
5. The description should be 90-120 words long.		



***Recommendation:** Write a first draft of your blog entry and then, all the characteristics above.

LET’S SHARE!

Muestras tu idea a tus padres, hermanas o hermanos, a quienes tengas en casa, o a tu profesora o profesor, si están en contacto, y explícales las cinco características que tu texto debe tener. Toma nota de los aportes y mejora tu idea para hacer tu texto en inglés.



LET'S REFLECT!

¡NOTEMOS ALGO!

Luego realizar las Actividades 1 y 2, puedo concluir que:

1. El blog sobre Rosi y Felix describen las acciones que _____.
 - a. regularmente realizaban en el pasado)
 - b. regularmente realizan en el presente
 - c. regularmente realizarán en el futuro
2. Las acciones sobre Rosi y Felix están escritos en _____.
 - a. 1ra persona singular (I)
 - b. 2da persona singular (You)
 - c. 3ra persona singular (He, She, It

Ahora, observa los verbos en presente simple tercera persona singular de los dos textos y completa la siguiente frase seleccionado la opción correcta:





3. Para hablar de acciones que regularmente se realizan en el presente (rutinas o hábitos) se utiliza el _____.
 - a. Pasado simple (Past simple)
 - b. Presente simple (Presente simple)
4. A los verbos en presente simple se les añade una 'S' 'ES' o 'IES' de la siguiente manera:

En Presente Simple tercera persona singular, normalmente, se agrega la terminación _____, pero si los verbos terminan es ss, sh, ch, x o z agregamos _____ y si el verbo termina en "consonante + y" al conjugar en Presente Simple tercera persona singular, se elimina la "y" y se agrega _____.

5. Entonces puedo completar el siguiente cuadro:

Personal pronouns	PRESENT SIMPLE		
	cook	start	work
I - You - We - They			
He - She - It			

Ahora, reflexionemos: Selecciona la opción que mejor exprese lo que puedes hacer ahora que culminaste las dos actividades de la semana.

Can I do it?	Not at all 	Somewhat 	Well 	Very Well 
1. Can I identify the key details in a text that describes a person's job in English?				
2. Can I describe people's characteristics using adjectives in English?				
3. Can I describe activities related to specific jobs in English using the simple present third person correctly?				

ORGANIZE YOUR ENGLISH PORTFOLIO OR YOUR ENGLISH NOTEBOOK.