



SESIÓN N°: 30 **LET'S STOP VIOLENCE AGAINST WOMEN AND GIRLS!**

STORY TIME 2*

Competences:

Read different types of texts written in English as a foreign language.

Write various types of texts written in English as a foreign language.



Good morning students, how are you?

Today, we are going to work with the platform "I learn at home".

ACTIVITY:1 DO NOT TOLERATE VIOLENCE!

LISTEN AND READ*

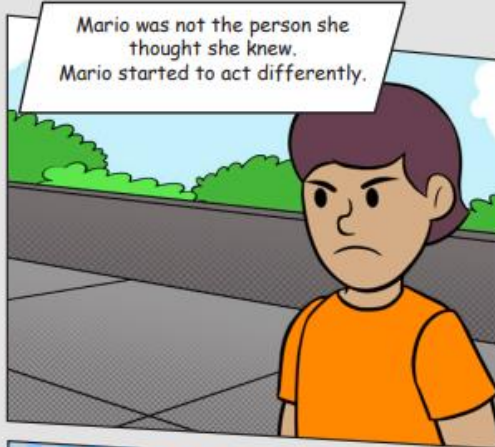
Listen to and **read** the story.

Do not tolerate violence!¹
 This is the story of a friend's friend.

A.
Eventually, Sandra and Mario became boyfriend and girlfriend. Sandra felt they were soul mates.

B.
At the beginning, everything was perfect. Mario was charming and Sandra was on top of the world. They went out for long walks. They had fun together.

But as time went on, things started to change.




C.

At first, Mario did not like what Sandra did or said. Sandra liked to hang out with friends, but Mario didn't like that.

D.

He did not like what Sandra did in her freetime either. Sometimes Mario embarrassed Sandra in front of others.



If he or she is jealous, controlling, offends you, humiliates you in front of others, or makes you feel bad about the decisions you make, this is psychological violence.

There are so many myths about love.

E.

It's important to recognise how these myths about love can disguise violence and abuse. Do you know the kinds of violence that usually happen in boyfriend-girlfriend relationships?



If he or she tells you things that make you feel uncomfortable, touches you without your consent, or blackmails you into having a sexual relationship, this is sexual violence.



How can you recognise a healthy relationship?

G.

You have time to spend with your friends and family.




You do activities together and help each other.



He or she respects your decisions.

H.

You talk with each other in order to find a solution to disagreements or problems.



Be true to yourself.
Love builds, it does not divide.
Do not tolerate violence!

If you are a victim of violence or if you know a victim of violence, call 100.



LET'S UNDERSTAND!

UNDERSTAND – **EXERCISE 1**

Look at the pictures. **Go back** to the story. **Match** the pictures with the correct part of the story: A, B, C, D, E, F, G or H.

1. ___ 2. ___ 3. ___ 4. ___ 5. ___ 6. ___ 7. ___ 8. ___



Choose the best option:

Which is NOT a message of the story?

- a. If a person makes you feel bad, it is violence.
- b. True love respects you.
- c. True love makes you happy.
- d. Love one person forever.

ACTIVITY: 2
LET'S CREATE!

DO IT YOURSELF! – D.I.Y.

Now that you have read the story from Activity 1: “Do not tolerate violence!”, You are ready for the next challenge.

Create an appropriate ending to the story and draw a picture that represents this ending.

What's the end of the story? What happened to Sandra? Who helped her? Write between 60 to 80 words for your end of the story.

Handwriting practice area with a light blue shaded box and horizontal lines for writing.

Now, draw a picture for your end of the story. Be creative and make sure the picture represents your ending.



What is really important about your product is that it meets these characteristics or criteria:

Characteristics or criteria

1. The end of the story you create is coherent with the events of the story and the message it wants to give the reader.
2. The story is written using the past tense correctly.
3. The sequence word(s) you use, help understand the story better.
4. The picture(s) you draw represents the end of the story.

LET'S SHARE!

Muestra todo lo que has hecho a los miembros de tu familia y a tu profesora o profesor, si están en contacto. Recuerda guardar tu producción en el portafolio. Después, volverás a utilizar esta información.



LET'S REFLECT!

¿Qué te pareció la historia? Relaciona las siguientes frases para expresar aquello que represente mejor tu opinión en inglés. Si deseas usa un diccionario o mira el glosario al final de este documento.

What I think about the story

I liked the story ...

I didn't like the story

...because...

It was

I

It

En castellano, escribe lo que piensas de la historia. Si estuvieras en la situación de Sandra, ¿qué harías? Si conocieras a alguien que vive lo que Sandra vivió, ¿qué harías?

Ahora, reflexionemos: Selecciona la opción que mejor exprese lo que puedes hacer ahora que culminaste las dos actividades de la semana.

¿Lo puedo hacer?	No, I need help 	To some extent 	Yes, I can 	Yes, very well
1. Can I identify the most important events of a story in English?				
2. Can I recognise the message of a story in English?				
3. Can I choose an appropriate ending to a story in English and draw a picture about it?				
4. Can I say why I liked a story or not in English?				

ORGANIZE YOUR ENGLISH PORTFOLIO OR YOUR ENGLISH NOTEBOOK.